

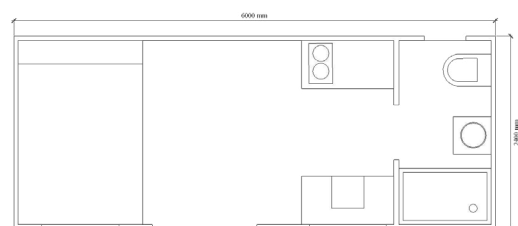
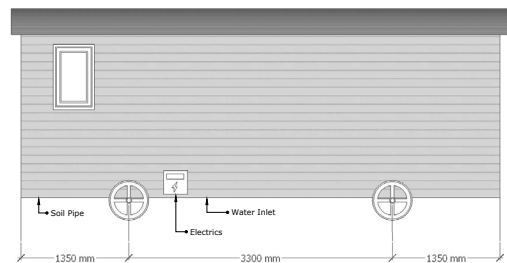
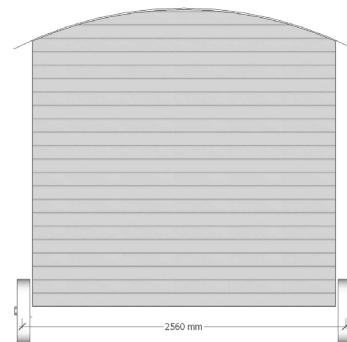
The Shetland Specifications

Length 6,000mm

Width 2,400mm

Main Structure

- ✓ Black plastic coated corrugated roof sheets
- ✓ Heavy duty wooden chassis
- ✓ Bespoke cast iron wheels
- ✓ Painted featheredge cladding (choice of colour)
- ✓ 240v electrics
- ✓ 80ltr hot water heater
- ✓ Mains water connection
- ✓ Mains sewage connection
- ✓ Double glazed doors and windows
- ✓ Rustic black door and window furniture
- ✓ Laminated flooring throughout (choice of colour)
- ✓ Fully decorated
- ✓ Bespoke window and door guttering



Shower Room

- ✓ High level traditional style toilet cistern
- ✓ Ceramic wash basin with mixer tap
- ✓ Floor standing storage cabinet
- ✓ 1,100mm shower with sliding door
- ✓ Traditional style exposed thermostatic shower
- ✓ Easy clean shower wall paneling (choice of design)
- ✓ Single double glazed window
- ✓ Underfloor heating

Kitchen

- ✓ Solid Oak work tops
- ✓ Under counter fridge with ice box
- ✓ Built in microwave
- ✓ Range of kitchen cabinets (choice of colour)
- ✓ Ceramic butlers sink
- ✓ Traditional style mixer taps
- ✓ Double glazed window
- ✓ Underfloor heating
- ✓ 1 above counter double socket

Lounge

- ✓ Comfortable seating area
- ✓ Double half glazed doors
- ✓ Lighting points
- ✓ T&G style cladding to lower wall
- ✓ Underfloor heating
- ✓ 2 double sockets
- ✓ TV socket

Bedroom Area

- ✓ Built in bed with storage
- ✓ Overbed lighting points
- ✓ Double glazed window
- ✓ Power points with USB
- ✓ Underfloor heating

